

Parent Access for Canvas

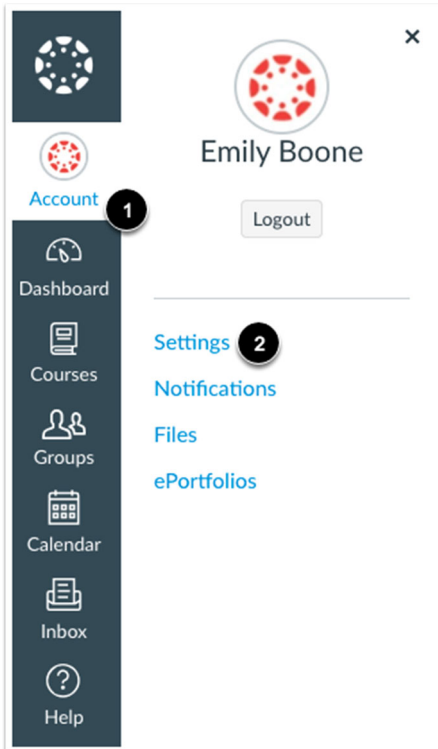
In order for parents/carers to monitor student learning and tasks through Canvas, you need to become what Canvas calls 'an Observer', and will require what is known as a 'Pairing Code'. This will connect you with your child's Canvas account, and you will be able to view tasks and due dates.

How do I sign up for a Canvas account as a parent?

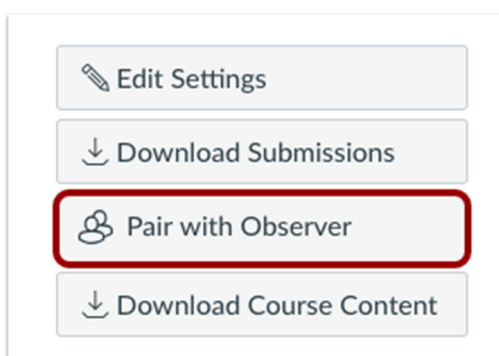
Parents can sign up as an observer in Canvas. Observers can link their Canvas account to their student's account so they can see assignment due dates, announcements, and other course content. Observers can view the course content but cannot participate in the course. This document is for parents who do not have a Canvas account and want to observe their students in their courses.

How do I get my Pairing Code? (see screenshots below to know what to look for)

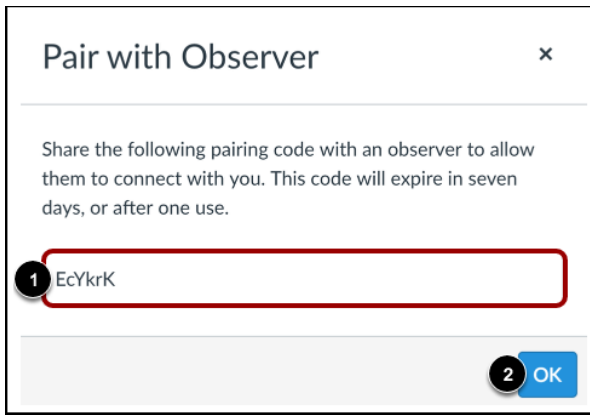
1. Ask your child to log into Canvas.
2. On the left-hand menu, click on Account.




3. Click on the blue Settings option (see number 2 above).
4. On the far right of screen, find 'Pair with Observer' last on the menu. Click here.



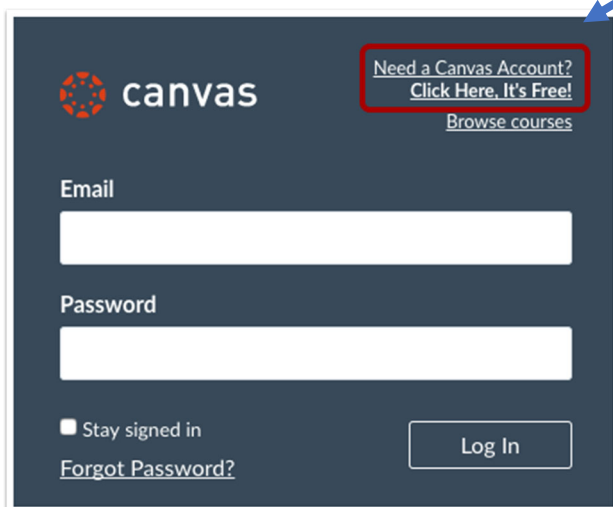
- Note the code that is given – it is case sensitive.



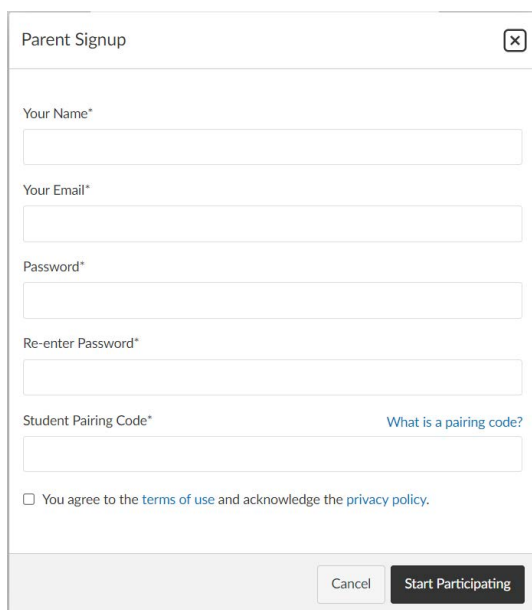
- Go to our website: maitlandhigh.com.au or visit maitland.instructure.com/login/canvas and skip step 7.
- Scroll down to the Canvas buttons



- Click at the top right to create an account.



10. Enter your details, including your Pairing Code.

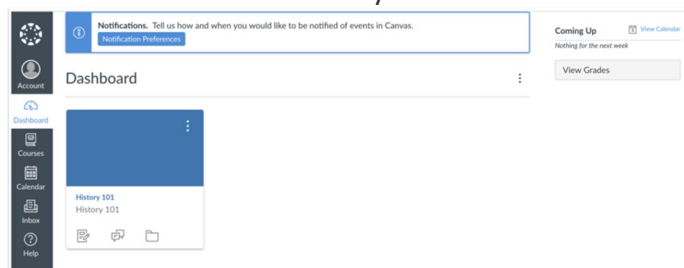


The screenshot shows a 'Parent Signup' form with the following fields and options:

- Your Name*
- Your Email*
- Password*
- Re-enter Password*
- Student Pairing Code* (with a link: [What is a pairing code?](#))
- You agree to the [terms of use](#) and acknowledge the [privacy policy](#).

At the bottom, there are two buttons: 'Cancel' and 'Start Participating'.

11. You now have access to your child's Canvas account, as an Observer.



An observer may be a parent, guardian, mentor, counsellor, or another individual who needs to view Canvas courses. Linked observers can view and participate in certain elements of student Canvas courses.

12. Please note – you will need a Pairing Code for each child whose account you wish to view. Repeat steps 1-5 and gain your next code.

13. From inside your own Canvas parent account, click on **Account** (on left), then **Observing**. Enter the new Student Pairing Code into the box and click '+Student' for access.