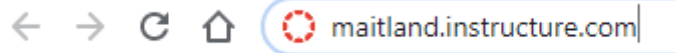


Student Access for Canvas

Please use Google Chrome to access Canvas from a computer.

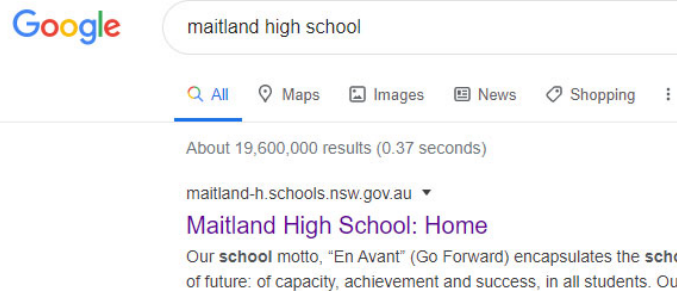
Access Canvas

Option One: enter the URL



Access Canvas

Option Two: google Maitland High School and access our school website.



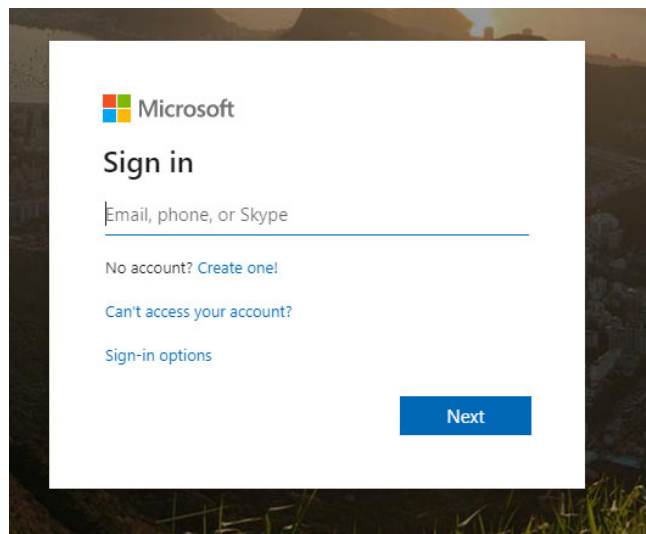
Scroll down and click on the 'Canvas' button.



Login using:

Firstname.lastnamenumber@education.nsw.gov.au

Password: usual school password



User ID

Enter your user ID

Example: jane.citizen1

Password

Enter your password

Log in

You will also need to login to the student portal.

Access your Class

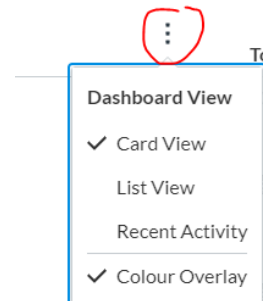
Once logged in, you should see your dashboard. This is a list of all of the courses you have access to.

Dashboard



Can't see these tiles?

Click on the three dots at the top right of the screen and make sure you have selected 'card view'.



Some subjects have a homepage – like this one here for English. You should see this front page once you open an English course.

7ENGL20 A

Home
Modules
Assignments
Marks
Quizzes
Office 365

7ENGL20A



English is a subject that explores so much! Throughout the study of this subject you will develop your understanding of the world around you. You will learn how to communicate with intention, and how to interpret, question and challenge the texts and people you interact with every day.

We study literature, and look at the ways that authors draw us into a world they've created. However, we also study a wide range of texts - novels, poems, films, comics, websites, advertisements, images, picture books, etc - and examine the ways that composers create meaning, manipulate us as an audience to see things in a particular way or even believe something. We then teach you this power, this great skill in creating meaning out of nothing and manipulating the world around you.

Stage 4 English: Year 7



Module One: Discovery



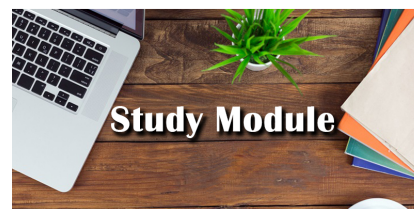
Module Two: Resilience



Module Three: Equality



Module Four: Identity



Access the Lessons

Scrolling down on this page you will see the **modules** we are studying this year and the study module. Simply click on the module we are using this term to be taken to the lesson content.

For subjects with no homepage, you will land on the **module** page. The module will have pages (indicated by a page icon). These are what you see in the classroom when we present content. You can access these at home and see all of the resources, videos, activities, etc that we would otherwise use in class.

Discovery

What is Discovery?

Discovery: Introduction to Discovery*

Discovery in Poetry

Discovery: What's the point of poetry?*

Discovery: The Road Not Taken by Robert Frost*

Discovery: Since Hannah Moved Away by Judith Voirst*

Assessment Tasks

Notification: Assessment Task One: Year 7 - Discovery: Comprehension

Unsure of what you need to do?
Don't know what page we are up to?

On the left hand side, click on
'Announcements'. This is where we
will share instructions.

Here you can see what this might
look like. Everything will be linked to
make it as easy to navigate as
possible.

Communicate with your Teacher

You can comment below an
announcement if you have any
questions.

On the left-hand side of your screen
you can directly message your
teachers.

Click the compose a message icon at
the top of the screen (shown on
right).

Select your course and type in your
teacher's name.

7ENGL20 A

2020

Home

Announcements

Modules

Assignments

Marks

Quizzes

Office 365

Week Eight
Alana MALONE
All Sections

Mar 19 at 10:10

Week Eight

This week we have been working through: [Introductory activities on discovery.](#)

We are up to:

Additions/Changes:

You are expected to:

The two sheets:

- [What have you discovered about high school?](#) @
- [Storms and Rainbows.docx](#) @

We also begun to discuss what a metaphor and simile are.

Metaphor: a comparison between two unlike things.

Simile: a comparison between two unlike things using like or as.

Complete the two worksheets and submit them to the [Week Eight discussion.](#)

You will also need to comment below with one example of a simile.

Write a reply...



Inbox



Compose Message

Course: 7ENGL20A

To: Alana MALONE

Subject: No subject

☐ Send an individual message to each recipient.

Cancel Send